

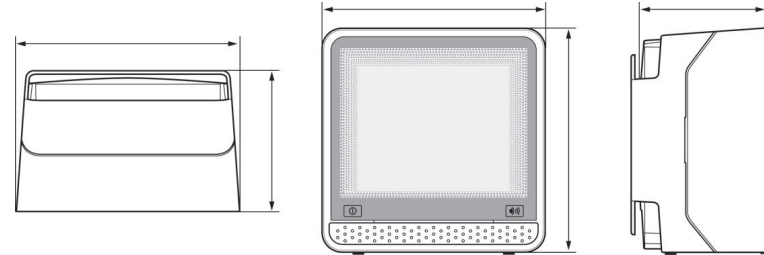


FC79 Presentation Scanner

STEP 1:

CONNECTING THE INTERFACE CABLE

1. Turn the FC79 over so the back of the scanner is facing you.
2. Identify the Interface Port and plug the USB cable into the FC79

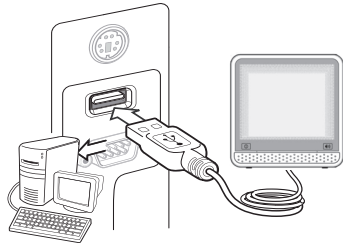


STEP 2:

CONNECT TO A HOST

Plug the scanner cable into a USB port of a host computer.

*Your host computer may take a moment to recognize the FC79 scanner.



STEP 3:

TEST AND FINISH

Open a word processing program such as Microsoft Word or Notepad on your host. Now scan the following barcode:



If the word "Unitech" appears on the screen you have successfully installed your scanner. Congratulations!

SETTINGS AND CONFIGURATION

The following section covers the most common configuration settings for your FC79 scanner.

For additional configuration options please visit unitechscanners.com/FC79 and select the "Download" tab.

You will find the User's Manual and a variety of other resources.

TAB MODE START



Tab Mode Start

You may wish to set your scanner to "Tab Mode." In this mode, data will tab over to the next column as you scan instead of jumping to the next line. Scan here to begin.

TAB MODE



1



0



0

Scan this series of barcodes to switch to Tab Mode (continued on next page).

TAB MODE CONTINUED




9



Enter Barcode

Continue scanning.

TAB MODE FINISH



Tab Mode Finish

Scan here to enter your settings.
You are now in Tab Mode.

ENTER MODE



Enter Mode Start

You may wish to switch back to "Enter Mode."
Scan here to begin.

ENTER MODE



1



0



1



3

Scan this series of barcodes to switch to Enter Mode.

ENTER MODE FINISH



Enter Barcode

Scan here to enter your settings. You are now in Enter Mode.

FACTORY DEFAULT



Scan here to return your scanner to its original factory settings, a useful feature for troubleshooting purposes.

QUESTIONS / PROBLEMS?

The FC79 is a plug-and-play scanner. It does not require a driver and should be recognized as a generic HID device by your computer, similar to a standard keyboard. This allows you to scan into any field that you could normally type into.

Unitech's professional support team is available to quickly answer questions or technical-related issues. Should equipment issues occur, please contact a Unitech Support Engineer at (800) 861-8648 for more information.